
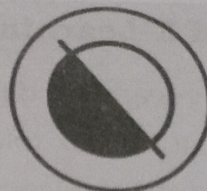


Size




Color




Contrast



Alignment




Repetition



Proximity



Whitespace

Texture
and Style

INTRODUCTION TO E-LEARNING

1.1 E-LEARNING-CONCEPT

E-learning, or electronic learning, is a digital approach to education delivered through the internet. It involves the use of electronic devices and platforms to access educational content, courses, and resources. Although e-learning is based on formalized learning, it is delivered via internet-connected electronic devices like computers, tablets, and even mobile phones. Users can now easily learn at any time and from any location. It can be applied in a variety of contexts, including academic education, corporate training, continuing professional development, and skill development courses.

In essence, e-learning is a computer based educational tool or system that enables you to learn anywhere and at any time. In the past, e-learning was distributed through a combination of computer-based techniques, including CD-ROM, but today it is primarily distributed online. With the advancement in Technology, the geographical gap is bridged with the use of tools that make you feel as if you are inside the classroom. E-learning offers the ability to share material in all kinds of formats such as videos, slideshows, word documents and PDFs. Conducting webinars (live online classes) and communicating with educators via chat and message forums is also an option available to users.

1.1.1 History of E-Learning

The history of e-learning dates back to the mid-20th century, with the evolution of technology playing a crucial role in its development. Here's a timeline highlighting key milestones in the history of e-learning:

1950s-1960s:

- 1954: B.F. Skinner introduces the concept of programmed instruction, paving the way for the idea of self-paced learning.
- 1960: The first computer-assisted instruction (CAI) system, PLATO (Programmed Logic for Automated Teaching Operations), is developed at the University of Illinois.

1970s-1980s:

- 1970s: Early developments in educational computing emerge, including the introduction of minicomputers and the use of computer terminals for learning.
- 1980: The term "Computer-Based Training" (CBT) is coined, marking a shift towards computerized learning.

1990s:

- 1994: The World Wide Web is commercialized, providing a platform for the development of online content and courses.
- 1997: The term "e-learning" is coined, encompassing a broader range of electronic learning methods.

2000s:

- 2001: The first Learning Management System (LMS), Blackboard, is introduced, enabling educators to manage and deliver online courses.
- 2002: The advent of SCORM (Sharable Content Object Reference Model) standardizes e-learning content, ensuring interoperability between different e-learning systems.
- 2004: Massive Open Online Courses (MOOCs) gain prominence with the launch of platforms like edX and Coursera.
- 2006: The rise of Web 2.0 technologies leads to the incorporation of social learning elements in e-learning platforms.

- 2008: The Khan Academy is founded, pioneering the use of short video lessons for online education.

2010s:

- 2012: The concept of "Flipped Classroom" gains popularity, combining online learning with in-person instruction.
- 2013: Adaptive learning technologies, which personalize learning experiences based on individual progress, become more prevalent.
- 2015: Virtual Reality (VR) and Augmented Reality (AR) technologies are integrated into e-learning for immersive experiences.
- 2017: The introduction of Artificial Intelligence (AI) in e-learning brings adaptive learning, intelligent tutoring systems, and personalized feedback.
- 2019: The COVID-19 pandemic accelerates the adoption of online learning globally as traditional educational institutions shift to remote teaching.

2020s:

- 2020: Continued growth in remote and online learning as a result of the COVID-19 pandemic, with increased emphasis on hybrid and flexible learning models.
- **Ongoing:** E-learning continues to evolve with advancements in AI, machine learning, and innovative technologies, shaping the future of education.

This timeline reflects the evolution of e-learning from its early stages to the dynamic and diverse landscape it represents today. The integration of technology, internet connectivity, and innovative pedagogical approaches continues to redefine the possibilities and accessibility of education worldwide.

1.2 BENEFITS OF E-LEARNING

Online learning has a number of benefits, and they are the ones that highlight this method of learning. The advantages of online learning are as follows:

1. **Flexibility and Accessibility:** E-learning allows learners to access educational materials at their convenience, breaking the barriers of time and location. E-learning is simple to use. The only requirement is a smart-phone, desktop, tablet, or another device with a good internet connection to access the common platform. Students can study at their own pace, fitting their learning around personal and

professional commitments. Learners have the freedom to access content at their convenience, accommodating diverse schedules and commitments. It allows self-paced learning, catering to individual needs, styles, and abilities. Additionally, e-learning's digital nature permits access via various devices, making education available to a wide audience, irrespective of location or time zone.

2. Cost-Effectiveness: E-learning often reduces costs associated with traditional classroom learning, such as commuting, printed materials, and sometimes even tuition fees. Students have access to their online classes from anywhere, including their homes and workplaces. They won't have to travel, thus there will be less expenditure (no train or bus tickets, or petrol to pay for). A device with a webcam and a notepad or other digital instrument for taking notes are typically all that is needed to follow the courses. It's also beneficial for institutions, as it can accommodate larger numbers of students without needing significant physical infrastructure. Moreover, e-learning allows scalability, enabling the dissemination of materials to a large number of learners simultaneously, reducing per capita costs. It enables reusability of content, minimizing development expenses for future courses. Additionally, online platforms often offer subscription-based models or pay-per-use options, allowing learners to access materials at a fraction of the cost of traditional educational resources. Overall, e-learning significantly lowers expenses for both institutions and learners, making education more affordable and accessible.

3. Personalization and Customization: E-learning facilitates personalized learning experiences by catering to individual preferences, pace, and learning styles. Adaptive learning technologies can adjust the content difficulty level or learning pace based on a student's progress and performance. Learners can access diverse resources aligned with their interests, enhancing engagement and motivation. Assessment tools provide immediate feedback, enabling the customization of learning journeys based on performance. Moreover, e-learning platforms often integrate analytics, enabling instructors to track progress and adjust content accordingly. This personalization fosters a more effective and efficient learning environment, ensuring that learners receive content and support tailored to their unique requirements and goals.

4. Interactive Learning: E-learning offers interactive learning experiences that engage and involve learners actively. Many e-learning platforms incorporate multimedia

elements like videos, simulations, quizzes, and games, making the learning experience more engaging and interactive. This variety of content appeals to different learning styles, enhancing comprehension and retention. Learners can interact with content, ask questions, and participate in discussions, fostering engagement. Interactive tools enable immediate feedback, enhancing understanding and retention. Collaboration through online forums and group projects promotes communication skills. Additionally, e-learning allows for real-time interaction with instructors and peers, facilitating a dynamic exchange of ideas. The interactivity in e-learning promotes a deeper understanding of concepts, boosts retention rates, and cultivates critical thinking skills by encouraging learners to actively participate and engage with the study material.

5. **Scalability:** E-learning allows for easy scaling of educational programs to reach a larger audience. Institutions can offer courses to thousands of students simultaneously without concerns about physical classroom limitations.
6. **Real-Time Updates and Accessibility to Resources:** E-learning enables real-time updates and accessibility to resources, ensuring the most current and relevant information is readily available. Content can be swiftly updated to reflect the latest advancements, industry trends, or discoveries, ensuring learners have access to up-to-date information. Online libraries, databases, and multimedia content are easily accessible, providing diverse learning materials instantly. This accessibility to a wealth of resources empowers learners to delve deeper into subjects of interest, fostering a more comprehensive understanding.
7. **Self-Paced Learning:** E-learning offers self-paced learning, allowing individuals to learn at their own speed and convenience. Learners can set their study schedules, pausing, rewinding, or accelerating through material as needed. This flexibility accommodates diverse learning styles and commitments. Self-paced learning reduces pressure, enabling deeper comprehension and retention of information.
8. **Environmental Benefits:** E-learning brings substantial environmental benefits by reducing paper usage, minimizing carbon emissions from commuting, and conserving resources. With digital materials, there's a significant decrease in paper consumption, contributing to forest preservation. Eliminating the need for travel reduces carbon emissions and pollution. Additionally, fewer physical infrastructures lessen energy consumption. E-learning's virtual nature decreases waste generation and promotes sustainable practices.

9. **Global Reach and Collaboration:** E-learning offers global reach and collaboration by transcending geographical boundaries, connecting learners worldwide. It enables access to educational resources and expertise from diverse locations, fostering a rich exchange of ideas and perspectives. Online platforms facilitate collaboration among learners and educators across different time zones, promoting cultural understanding and global networking. Collaboration tools such as video conferencing and discussion forums enhance interaction, enabling cooperative learning experiences. This global connectivity expands educational opportunities, allowing individuals from various backgrounds to learn together, share knowledge, and work collaboratively on projects, contributing to a more interconnected and culturally enriched learning environment.
10. **Tracking and Assessment:** E-learning offers robust tracking and assessment capabilities. It provides detailed insights into learners' progress and performance through analytics tools. Educators can monitor students' engagement, completion rates, and comprehension levels in real time. Assessment tools offer immediate feedback, allowing learners to identify areas needing improvement. These platforms also support adaptive learning paths based on individual performance, ensuring personalized guidance. The tracking and assessment features in e-learning empower educators to modify teaching strategies, address learning gaps promptly, and provide targeted support, ultimately enhancing learning outcomes and the overall educational experience.

1.3 DRAWBACKS OF E-LEARNING

While e-learning offers numerous advantages, it also presents some drawbacks that can affect the learning experience:

1. **Technological Challenges:** E-learning has some limitations where the technical challenge is the biggest issue. Not all learners have access to reliable internet connections or suitable devices, creating a digital divide that hampers their ability to participate fully in e-learning. Despite a sharp rise in internet usage over the past several years, it can be challenging to get a dependable connection with sufficient speed in smaller cities and villages. Technical issues such as software compatibility, connectivity problems, or device malfunctions can disrupt the learning process.

2. **Lack of Personal Interaction:** One downside of e-learning is the lack of personal interaction. Since it's online, there's less direct contact with teachers and peers. This can make it harder to ask questions or get immediate help. Building relationships and collaborating with classmates might be challenging. Discussions and group activities may lack the depth of face-to-face interaction. Additionally, the absence of in-person communication could impact social skills development. The limited personal interaction in e-learning may lead to a sense of isolation or disconnectedness, impacting the overall learning experience, especially for those who thrive on personal connections and interactions. Some learners may struggle with the absence of immediate clarification or support from instructors.
3. **Self-Motivation and Discipline:** Since e-learning lacks the structured environment of a classroom, staying focused and motivated falls more on the individual. Self-paced learning requires strong discipline to manage time effectively and maintain consistency in studying. Without direct supervision, some learners might find it challenging to stay on track. Moreover, distractions at home or in different learning environments can hinder concentration. Developing and sustaining self-motivation and discipline to consistently engage with the material becomes crucial for successful e-learning, which can be a challenge for some individuals.
4. **Limited Hands-On Learning:** Certain subjects, like science experiments or technical skills, may require physical interaction or practical application not easily replicated in an online setting. Without in-person labs or workshops, hands-on learning opportunities become restricted. This limitation can hinder the development of tactile skills and practical knowledge that often come from real-world practice. Although simulations or virtual labs exist, they might not fully replace the tangible experiences and interactive learning that hands-on activities provide. The absence of hands-on learning in e-learning could impact the depth of understanding and skill development in certain fields.
5. **Quality of Content and Instruction:** While many online resources offer excellent material, some lack depth, accuracy, interactivity, or real-world applicability, impacts the overall learning experience. Inconsistent standards across platforms lead to varying content reliability and instructional approaches. Additionally, the absence of immediate feedback or guidance from instructors might hinder comprehension or skill development. Ensuring uniform high-quality content and

engaging teaching methods across all e-learning platforms remains a challenge, impacting the overall learning experience for some users.

6. **Social and Emotional Isolation:** The absence of face-to-face interaction in e-learning settings can lead to social and emotional isolation, potentially impacting mental well-being. Lack of face-to-face communication can lead to feelings of loneliness or disconnection. Collaborative learning experiences and the sense of belonging to a learning community might be compromised in online environments.

7. **Accessibility and Inclusivity:** Not all learners have equal access to the internet, devices, or a conducive learning environment. This disparity creates barriers for individuals with limited technological resources or those in remote areas with poor connectivity. Moreover, certain learners, including those with disabilities, might face accessibility challenges in e-learning environments if platforms or materials are not designed with inclusivity in mind. This can create barriers to learning for some individuals.

8. **Overdependence on Technology:** One drawback of e-learning is the risk of overdependence on technology. Reliance solely on digital platforms for education can lead to challenges if there are technical issues or system failures. Moreover, excessive screen time might lead to digital fatigue or health concerns. It might also contribute to screen fatigue, eye strain, or other health-related concerns, especially if students spend extended periods engaged in online learning activities.

9. **Limited or Inadequate Assessment Methods:** Assessing online learning might rely heavily on quizzes, tests, or assignments, lacking diverse evaluation methods like practical exams or presentations. This limitation could overlook certain skills or aspects of learning not effectively measured through digital means. Additionally, cheating or dishonest behavior during online assessments poses challenges in ensuring academic integrity. The absence of in-person proctoring might compromise assessment credibility. Creating comprehensive evaluation strategies that encompass a wider range of skills and ensure academic honesty remains a challenge in e-learning environments, potentially impacting the accuracy and fairness of assessments.

10. **Potential for Distractions:** Learning from home or non-traditional environments may expose learners to numerous interruptions, such as household noise, family members, or digital diversions like social media, emails, or other online activities.

These distractions can disrupt concentration and hinder focus on educational content. Additionally, the absence of a structured classroom environment might lead to difficulty in maintaining attention or motivation. Balancing personal responsibilities or distractions while studying online may reduce overall learning effectiveness. Learning in a digital environment exposes learners to various distractions, such as social media, emails, or other online activities, which can affect focus and overall learning efficacy.

1.4 BEST PRACTICES OF E-LEARNING

Online learning has become increasingly prevalent and effective, especially with the advent of advanced technology and digital resources. Here are some best practices to enhance the online learning experience:

- **Set Clear Goals:** Define learning objectives and goals for each session or course to provide direction and motivation for learners. Clearly communicate these goals to learners, emphasizing relevance and setting deadlines. Break down larger objectives into manageable tasks, periodically reviewing and revising them as needed. Ensure alignment between goals and assessment methods and tracking progress effectively to enhance the learning experience.
- **Accessible Learning Materials:** Ensure that course materials, readings, videos, and assignments are easily accessible and compatible with different devices to accommodate diverse learners.
- **Interactive Content:** Use multimedia elements, interactive quizzes, simulations, and engaging videos to make the learning experience more dynamic and appealing. Utilize multimedia elements to enhance comprehension and retention. Encourage active participation and critical thinking, adapting content for diverse learning preferences. Create an immersive learning environment by employing interactive tools and activities that prompt learners to apply knowledge and interact with course materials dynamically.
- **Establish a Routine:** Encourage learners to create a study schedule to manage their time effectively. Regularly scheduled online sessions, assignments, and assessments help in maintaining focus and discipline.
- **Engagement and Interaction:** Foster active participation through discussion boards, live sessions, group projects, and peer collaboration. Interaction enhances

comprehension by encouraging critical thinking and knowledge sharing among students.

- **Feedback and Assessment:** Effective online learning involves providing timely and constructive feedback to learners. Use varied assessment methods to gauge understanding and progress, including quizzes, assignments, and discussions. Offer clear grading criteria and guidelines to help learners understand expectations. Provide personalized feedback on assignments, highlighting strengths and areas for improvement. Encourage self-assessment and reflection, allowing learners to track their growth. Additionally, ensure prompt feedback to support continuous improvement and maintain motivation throughout the learning process.
- **Support and Resources:** Facilitate online learning by offering robust support and resources. Provide easily accessible technical assistance for platform navigation. Offer comprehensive learning materials, including textbooks, articles, and supplementary resources. Ensure access to libraries, databases, and academic support services.
- **Personalization:** Tailor learning experiences to accommodate different learning styles and paces. Offer additional resources or alternative learning paths to accommodate varying levels of proficiency and interests.
- **Encourage Self-Motivation:** Emphasize the importance of self-discipline and intrinsic motivation for learning. Encourage goal-setting and self-assessment to enhance students' responsibility for their own learning.
- **Instructor Availability:** Be accessible and responsive to students' queries and concerns. Offer multiple channels for communication, such as email, discussion boards, or scheduled office hours, to address students' needs promptly.
- **Utilize Different Teaching Methods:** Employ a variety of teaching methods, such as lectures, case studies, group discussions, and hands-on activities. This caters to diverse learning preferences and enhances engagement.
- **Regular Assessment of Learning Outcomes:** Periodically assess learning outcomes to track progress and ensure that the objectives are being met.
- **Adaptability and Updates:** Stay flexible and open to feedback, updating course materials and methods based on learner feedback and changing needs.

- **Promote Collaboration:** Encourage peer-to-peer interaction and collaborative learning experiences to facilitate knowledge sharing and deeper understanding of the subject matter.

Implementing these best practices can significantly enhance the effectiveness of online learning, leading to improved engagement, comprehension, and retention among learners.

1.5 FUTURE OF E-LEARNING

The future of e-learning appears to be evolving rapidly, influenced by technological advancements, changing educational needs, and global trends.

Several key trends are expected to shape the future of e-learning:

- **Personalized Learning Experiences with AI:** The e-learning sector has already benefited greatly from *Artificial Intelligence* (AI), and this impact is only anticipated to increase. AI will be essential in enabling customized learning experiences for individual students starting in 2024. E-learning platforms will increasingly leverage artificial intelligence (AI) and machine learning to offer personalized learning paths tailored to individual student needs. Adaptive learning algorithms will analyze students' strengths, weaknesses, and learning styles to provide customized content and pacing.
- **Immersive Technologies:** Virtual reality (VR) and augmented reality (AR) will play a significant role in e-learning. Through the use of VR and AR technologies, students can now conduct realistic simulations, visit historical sites virtually, conduct complex experiments, and engage in hands-on activities that were previously not feasible in traditional classroom settings. The integration of the real and virtual worlds will boost student engagement and give them a deeper understanding of difficult subjects. These technologies will create immersive learning experiences, allowing students to interact with content in a more engaging and practical manner, particularly in fields like healthcare, engineering, and sciences.
- **Microlearning:** Short, bite-sized learning modules or microlearning will gain popularity. This means there will be more short and easy-to-understand lessons available. Instead of long classes, there will be quick and focused lessons that cover specific topics. These short lessons will be designed to match what learners need to learn and will be great for individuals who are busy or prefer learning a little bit at a

time. They'll work well on phones too, making learning more accessible at any time and from anywhere!

- **Gamification and Interactive Content:** In the future, e-learning will heavily feature gamification and interactive content. Learning platforms will use game-like elements to make studying more fun and engaging. This includes rewards, points, and challenges to motivate learners. Interactive content such as quizzes, simulations, and virtual experiences will become more common, allowing students to actively participate and learn by doing. These methods will enhance retention, boost engagement, and create more enjoyable learning experiences, making education more interactive and effective.
- **Collaborative Learning and Social Interaction:** In the future, online learning will focus more on working together and talking with others. Learning platforms will encourage students to team up, discuss, and solve problems together. You'll have virtual study groups, forums, and projects where you can share ideas. This will help everyone learn from each other, make studying more interesting, and give a chance to connect with classmates from around the world.
- **Mobile Learning:** In the future, e-learning will heavily focus on mobile devices. Learning platforms will ensure that study materials are easily accessible and usable on smartphones and tablets. Optimized lessons, videos, and quizzes will be available on these devices, allowing individuals to learn conveniently from anywhere at any time. Mobile learning will offer flexibility and convenience, enabling access to educational resources without the need for a computer, making learning more adaptable to various lifestyles and routines.
- **Artificial Intelligence and Analytics:** AI-powered chatbots, tutoring systems, and intelligent assistants will offer instant support and guidance to learners. In the future, e-learning will involve the use of smart computers and data analytics to support students. These intelligent systems, similar to robots, will guide and teach learners according to their needs. Understanding various learning styles, these systems will provide tailored tips and guidance. Moreover, by analyzing data, they will track progress and recommend ways to enhance learning experiences. This advanced technology will personalize learning, ensuring better comprehension and adaptable learning paths for all.

- **Focus on Soft Skills and Future-Ready Competencies:** There will be a shift towards developing not only academic knowledge but also soft skills such as critical thinking, problem-solving, communication, and adaptability. E-learning programs will aim to prepare learners for future workplace demands.
- **Global Accessibility and Inclusivity:** In the future, learning online will be available to everyone, no matter where they are or who they are. Learning platforms will be made so that everyone, including people with different languages, cultures, or needs, can easily access and use them. This means that more people from around the world will have the chance to learn and study. It's about making sure that everyone gets an equal chance to learn, no matter where they live or what they need.
- **Credentialing and Micro-Credentials:** In the future, e-learning will focus on specific skills and small achievements called micro-credentials. Instead of big degrees, people will earn these smaller credentials for mastering particular skills or completing short courses. These micro-credentials will be recognized and valued by employers, showing what a person has learned. This means learners can show their abilities quickly and precisely, helping them stand out in their careers without having to finish lengthy traditional degrees.

The future of e-learning will continue to be dynamic, integrating new technologies and pedagogical approaches to create engaging, effective, and accessible learning experiences for learners across various ages and backgrounds.

1.6 LEARNING MANAGEMENT SYSTEM (LMS)

LMS stands for *Learning Management System*. It is a software application or platform designed to facilitate the management, delivery, and tracking of educational or training content. LMS is commonly used in educational institutions, corporate settings, and other organizations to administer courses, training programs, or learning activities. It is an online tool for organizing, carrying out, and evaluating a particular educational procedure. It is utilized for e-learning procedures and, in its most popular configuration, is made up of two parts: (a) a user interface (UI) that is controlled by teachers, students, and administrators, and (b) a server that handles basic functionality. Typically, an LMS provides an instructor with a way to create and deliver content, monitor student participation, and assess student performance. It might also provide students with interactive features, such as threaded discussions, video conferencing and discussion forums. Popular examples of LMS platforms

include Moodle, Canvas, Blackboard, Schoology, and Google Classroom. These systems are used across various educational and corporate environments to streamline learning processes, improve accessibility, and enhance the overall learning experience for users.

1.6.1 Features and Functions of LMS

Key features and functionalities of an LMS typically include:

- **Course Management:** It allows administrators to create, organize, and manage courses, including content creation, syllabus outlining, and resource allocation.
- **User Management:** It enables the creation and management of user profiles, roles, and permissions, allowing different access levels for administrators, instructors, and learners.
- **Content Management:** LMS platforms provide tools for uploading, organizing, and delivering various types of content, such as documents, videos, quizzes, and interactive materials.
- **Assessment and Evaluation:** They offer tools for creating quizzes, assignments, and assessments, as well as tracking learner progress and performance.
- **Communication and Collaboration:** LMS often includes features like discussion forums, chat, messaging, and notifications to facilitate communication between instructors and learners, as well as among learners themselves.
- **Reporting and Analytics:** LMS generates reports and analytics on learner engagement, progress, and performance, offering insights for instructors and administrators to assess the effectiveness of courses and make data-driven decisions.
- **Mobile Compatibility:** Many modern LMS platforms are optimized for mobile devices, allowing users to access learning materials and activities on smartphones and tablets.

5.2 Benefits of LMS

Learning Management Systems (LMS) offer a wide array of benefits to educational institutions, businesses, and learners alike. Some key advantages of using an LMS include:

- **Centralized Learning:** One of the best features of LMS is that it provides a centralized platform for organizing, storing, and delivering learning materials. This centralization streamlines access to resources for learners and instructors, reducing

fragmentation and confusion. All students' learning experiences are streamlined by having a single, well-managed database. Students can upload assignments and take assessments, all from one platform. Additionally, it's convenient for the instructors because they can share resources with every student by just uploading them to the LMS.

- **Accessibility and Flexibility:** Learners can access course materials and resources anytime, anywhere, as long as they have an internet connection. This flexibility accommodates diverse learning styles and schedules, allowing individuals to learn at their own pace.
- **Scalability:** LMS platforms are scalable and can accommodate varying numbers of users, making them suitable for both small groups and large organizations. Modern servers and cloud environments enable institutions to monitor and adjust capacity according to LMS usage: ensuring efficiency as well as reliability. They can handle increased user loads and content expansion efficiently.
- **Cost-Efficiency:** Compared to traditional classroom-based training, LMS solutions often reduce costs associated with travel, printed materials, venue rentals, and instructor fees. It optimizes resources by digitizing content and streamlining administrative processes.
- **Tracking and Reporting:** A key advantage of having LMS is the ease with which instructors can assess their students' performance. Timed/Untimed tests and quizzes can be administered from the LMS and grading them can be automated and made even easier. LMS platforms track learner progress, completion rates, and assessment scores. They generate reports and analytics, providing valuable insights for instructors and administrators to assess the effectiveness of courses and make data-driven decisions.
- **Learning on the Go:** To further increase content accessibility, some of the greatest LMSs include mobile applications. Even without access to a desktop computer, students can still complete their coursework, attend lectures, turn in assignments, and monitor their grades while on the go. One feature that is well-liked by both students and instructors is the ease with which you can check course updates from your phone or tablet.
- **Customization and Personalization:** The significance of personalized learning has grown as a result of the growing interest in e-Learning platforms. With personalized

learning, students can complete their coursework however best fits their schedule. LMS platforms allow customization of courses based on learners' needs, preferences, and skill levels. They support adaptive learning paths, enabling personalized experiences that cater to individual strengths and weaknesses.

- **Encourages Social learning and Communication:** A well-equipped LMS promotes communication and group learning so that students can benefit from one another's knowledge. On an LMS, a number of group tasks can be completed cooperatively. Students can work together on LMS offline discussion forums, share the screens of their individual devices, and arrange video conferences for study sessions in groups. LMS often includes communication tools like discussion forums, chats, and group activities, fostering collaboration among learners. These features enhance engagement and facilitate peer-to-peer learning.
- **Efficient Administration:** LMS systems automate administrative tasks such as user management, course enrollment, grading, and reporting. This automation frees up instructors' time, allowing them to focus more on teaching and interacting with learners.
- **Better engagement and retention:** You can quickly add scenarios, tests, and other interactive components to your training with an LMS. A vibrant learning ecosystem is also enhanced by gamification, messaging, and forums.
- **Compliance and Certifications:** In corporate settings, LMS platforms manage compliance training and certifications. They ensure that employees complete mandatory training courses and certifications required by regulations or industry standards.
- **Continuous Learning and Updates:** LMS allows for easy updates to course content and materials. It supports continuous learning by enabling instructors to incorporate new information, updates, or industry changes into existing courses swiftly.

1.7 TECHNOLOGIES USED IN E-LEARNING

E-learning, or electronic learning, has transformed the education landscape by leveraging a diverse range of technologies to facilitate and enhance the learning experience. These technologies are instrumental in delivering educational content, fostering collaboration, and adapting to the evolving needs of learners. In this section, we will discuss

the various technologies employed in e-learning and their roles in shaping modern educational practices.

- **Learning Management Systems (LMS):** Learning Management Systems serve as the backbone of many e-learning initiatives. Platforms like *Moodle*, *Blackboard*, *Canvas*, and *Sakai* provide a centralized hub for organizing and managing course content, assignments, assessments, and communication. Think of an LMS like a digital school building where teachers share lessons, assignments, and quizzes. Students can log in, see their courses, and complete activities. It helps organize everything in one place, making online learning easy and accessible. LMS streamlines administrative tasks, allowing instructors to focus on delivering engaging content and fostering interaction among students.
- **Content Management Systems (CMS):** E-learning technology uses tools like *Content Management Systems* (CMS) to make online teaching simpler. A CMS is like a digital library where teachers can create, organize, and share educational content. Imagine it as a virtual bookshelf for lessons, videos, and quizzes. Teachers use platforms like *WordPress* or *Drupal* to build their digital classrooms. CMS makes it easy for students to access lessons and resources in one place, just like finding books in a library. With CMS, online learning becomes organized, and teachers can create engaging content for students to learn from, enhancing the overall e-learning experience. These platforms enable educators to develop and organize course materials, blogs, and multimedia resources. The flexibility and ease of use provided by CMS empower instructors to create dynamic and engaging content tailored to their teaching objectives.
- **Video Conferencing Tools:** The integration of video conferencing tools like *Zoom*, *Microsoft Teams*, and *Google Meet* has revolutionized synchronous learning. These platforms facilitate live virtual classes, webinars, and collaborative discussions, enabling real-time interaction between instructors and students. Video conferencing enhances engagement and creates a sense of presence in the virtual classroom.
- **Web Conferencing Tools:** E-learning technology includes Conferencing Tools that let teachers and students meet and talk online. It's like having a virtual meeting space. Tools such as *Adobe Connect* or *Cisco Webex* allow people to have discussions, share ideas, and work together over the internet. These tools make online collaboration easy by offering features like interactive whiteboards and breakout

rooms. Conferencing tools help create a sense of teamwork and enable virtual classrooms, where everyone can participate, ask questions, and learn together, even if they are not in the same physical location.

- **Mobile Learning (m-Learning):** E-learning technology embraces Mobile Learning, which means learning on smart-phones or tablets. It's like carrying a school in your pocket. With Mobile Learning, students can access lessons, videos, and quizzes anytime, anywhere. Apps and responsive websites, make it easy for learners to study on the go. Mobile Learning offers flexibility, letting students fit education into their busy lives. Whether on the bus or at home, the learning materials are just a tap away. It's a convenient way to make education portable and accessible, adapting to the modern, on-the-move lifestyle.
- **Interactive Whiteboards:** E-learning technology includes Interactive Whiteboards, which are like magic digital screens for learning. Imagine a giant tablet that teachers use in class. With tools like *SMART Boards* or *Promethean Boards*, teachers can write, draw, and show pictures, making lessons fun. Students can also come to the board to solve problems. It's like a smart blackboard that everyone can touch. Interactive Whiteboards turn the class into an exciting place where learning becomes hands-on and engaging. They make lessons more colorful and help everyone understand by turning the learning process into an interactive and shared experience.
- **Gamification:** Gamification principles have been incorporated into e-learning through platforms like *Kahoot!* and *Quizizz*. These tools use game elements to increase engagement, motivation, and participation. Gamified assessments and quizzes transform the learning process into an interactive and enjoyable experience.
- **Virtual Reality (VR) and Augmented Reality (AR):** Immersive technologies like VR and AR provide realistic simulations and interactive experiences. VR headsets and AR applications enable learners to engage with content in three-dimensional spaces, making complex concepts more tangible and enhancing experiential learning. They create 3D experiences that help you understand things better. VR and AR turn learning into a fun and immersive journey, making education feel like magic!

Podcasting and Audiobooks: Audio-based learning, facilitated by tools like *Audacity* and *Anchor*, adds a layer of accessibility and flexibility to e-learning. Podcasts and

audiobooks provide an alternative format for content consumption, catering to auditory learners and accommodating multitasking.

- **Social Media:** Social media platforms, including discussion forums, *Facebook Groups*, and *Twitter*, foster collaboration, communication, and community-building among learners. These platforms create virtual spaces for sharing resources, discussing course topics, and establishing connections beyond the confines of the traditional classroom. Social Media helps build a friendly community for learning. You can ask questions, share ideas, and even find fun educational videos. It's a bit like chatting with friends, but about school stuff. Social Media makes learning social and interactive, creating a cool space where everyone in the class can connect and learn together, even when they're not in a physical classroom.
- **Learning Analytics:** Big Data Analytics tools analyze learner data to gain insights into student performance, track progress, and personalize learning experiences. It is like a superhero tool for teachers. It helps them understand how students are doing in their online classes. Learning Analytics uses data to see which lessons students find easy or tricky. It's a bit like a report card for the internet! Teachers use this info to make lessons better and help students learn more. Learning Analytics is like having a sidekick that tells teachers what's working well and where they can improve. It makes online learning smarter by using numbers to make sure everyone gets the best education possible.
- **Cloud Computing:** Cloud computing services, such as *Amazon Web Services (AWS)* and *Microsoft Azure*, facilitate the storage, access, and collaboration on educational content. Instead of carrying heavy books, everything is stored on the internet. Cloud-based solutions enable seamless sharing of resources, enhance scalability, and provide a reliable infrastructure for e-learning platforms. It helps educators and students share and access lessons, videos, and projects from anywhere. It's like a giant digital locker that you can open from any computer. Cloud Computing makes sure your school things are safe, and you can work on them whenever you want. It's like having a virtual school where everyone can share and collaborate, making online learning easy and accessible.
- **Artificial Intelligence (AI) and Machine Learning (ML):** AI-driven adaptive learning platforms personalize the learning experience by tailoring content based on individual student progress. These platforms use machine learning algorithms to

analyze data and deliver targeted educational resources, addressing the diverse needs and learning styles of students.

- **E-books and Digital Libraries:** The transition to digital formats, exemplified by *Kindle* and *Google Books*, has made educational resources easily accessible and portable. E-books and digital libraries provide a vast repository of knowledge that students can access at their convenience, promoting self-directed learning.

1.8 ONLINE COURSE

An online course is a digital learning experience accessible through the internet, allowing individuals to acquire knowledge, skills, or certifications remotely. It typically involves multimedia content, such as video lectures, interactive quizzes, and discussion forums. Learners can engage with the material at their own pace, offering flexibility in scheduling. Online courses cover a wide range of subjects and are often facilitated by learning management systems (LMS) or dedicated online course platforms, providing a virtual environment for both content delivery and student interaction.

1.8.1 Steps to Create Online Course

Creating an online course is a rewarding process that involves careful planning, content development, and consideration for the needs of your audience.

Here's a more detailed overview in eight steps:

1. **Define Objectives and Audience:** Begin by clearly defining the objectives of your course. What do you want students to learn or achieve? Identify your target audience, understanding their needs, skill levels, and expectations. This foundational step ensures your course content aligns with specific learning goals.
2. **Plan Course Structure:** Organize your content into a well-thought-out structure. Divide the material into logical modules and lessons, creating a coherent and easy-to-follow roadmap for learners. A clear structure enhances the learning experience and facilitates student comprehension.
3. **Develop Content:** Create engaging and diverse content that aligns with your course objectives. Consider incorporating a mix of multimedia elements, such as video lectures, presentations, quizzes, assignments, and readings. Aim for content that is informative, relevant, and suited to different learning styles.

4. **Select a Learning Management System (LMS):** Choose an appropriate Learning Management System (LMS) to host and deliver your course. LMS platforms like Moodle, Canvas, or Blackboard provide a centralized location for organizing content, managing student interactions, and tracking progress. Selecting the right LMS is crucial for a seamless online learning experience.
5. **Incorporate Interactivity:** Enhance student engagement by incorporating interactive elements. Create quizzes, discussion forums, and assignments that encourage participation and collaboration. Interactivity fosters a sense of community among learners and reinforces the learning process.
6. **Assessment Design:** Develop assessments that effectively evaluate student understanding. Include various assessment methods, such as quizzes, assignments, and projects, aligned with your learning objectives. Thoughtful assessments provide valuable feedback to both learners and instructors.
7. **Ensure Accessibility:** Design your content with accessibility in mind. Ensure it can be easily understood and navigated by individuals with diverse learning needs. Consider providing alternative formats for materials, closed captions for videos, and compatibility with screen readers.
8. **Implement Multimedia Elements:** Leverage multimedia tools like *Camtasia* or *Articulate Storyline* to create engaging video lectures and interactive content. Visual aids, graphics, and well-designed presentations enhance the overall learning experience, making complex concepts more digestible for students.

1.8.2 Tools to Create Online Course

Creating effective online courses requires the use of various tools to facilitate content creation, engagement, and management. Here's an overview of tools that can be employed in different aspects of online course development:

1. Learning Management Systems (LMS):

- **Moodle:** An open-source platform offering a range of features for content management, assessments, and collaboration.
- **Canvas:** Known for its user-friendly interface, Canvas provides tools for content creation, assessments, and student engagement.

- **Blackboard:** A comprehensive LMS with features for course delivery, assessment, and communication.

2. Content Creation Tools:

- **Camtasia:** Ideal for creating video lectures and screen recordings, enhancing the visual aspect of course content.
- **Articulate Storyline:** Allows the development of interactive e-learning content, enabling engagement through scenarios and quizzes.
- **Canva:** A design tool for creating visually appealing presentations, graphics, and other multimedia elements.

3. Video Hosting Platforms:

- **YouTube:** Widely used for hosting and sharing educational videos, providing a familiar and accessible platform for learners.
- **Vimeo:** Offers features for video hosting, privacy controls, and analytics, suitable for hosting premium course content.

4. Live Webinar Tools:

- **Zoom:** Popular for live virtual classes, webinars, and collaborative discussions. Provides a user-friendly interface and interactive features.
- **Microsoft Teams:** Integrates with Microsoft 365 and offers a platform for virtual meetings, presentations, and team collaboration.

5. Quiz and Assessment Tools:

- **Google Forms:** Simple and effective for creating quizzes and surveys, with easy integration with other Google Workspace tools.
- **Quizlet:** Ideal for creating interactive quizzes and flashcards, fostering an engaging and interactive learning experience.

6. Collaboration and Communication Tools:

- **Slack:** Facilitates communication and collaboration among students and instructors through channels and direct messaging.
- **Microsoft 365 (Teams, SharePoint):** Offers a suite of tools for collaboration, file sharing, and communication, enhancing the overall learning environment.

7. E-commerce Platforms:

- **Teachable:** Enables the creation, marketing, and selling of online courses. Provides features for payment processing and course promotion.
- **Thinkific:** Offers tools for course creation, marketing, and selling, providing a customizable platform for instructors.

8. Analytics Tools:

- **Google Analytics:** Tracks website traffic and user behavior, helping instructors understand learner engagement.
- **Learning Management System (LMS) Analytics:** Many LMS platforms include built-in analytics for tracking student progress, participation, and overall course performance.

By utilizing these tools, educators can create a dynamic and interactive online learning experience. The combination of content creation, collaboration, and analytics tools contributes to the overall success of the online course, fostering engagement and facilitating effective teaching and learning.

1.9 NEED OF THE MILLENNIAL LEARNERS

Millennial learners, typically individuals born between the early 1980s and mid-1990s, have unique characteristics, preferences, and needs that shape their approach to education. This generation was born when technology was on the rise or was already embedded into daily life during their formative years. As a result, they have become used to using technology to fulfill their daily needs. As learning is yet another need they need to fulfill, Millennials need to use technology in learning as well. Addressing these needs is crucial for creating effective and engaging learning experiences.

Here are some key needs of millennial learners:

- **Technology Integration:** Millennials are digital natives, accustomed to technology in all aspects of their lives. They prefer learning experiences that leverage technology, including online platforms, mobile apps, and interactive tools.
- **Flexible Learning Options:** Millennials value flexibility in their learning experiences. They seek options such as online courses, self-paced learning, and mobile-friendly content to fit their busy and dynamic lifestyles.

- **Engaging and Interactive Content:** Millennials appreciate interactive and multimedia-rich content. They respond well to video lectures, gamified elements, simulations, and other engaging formats that make learning enjoyable.
- **Collaboration and Social Learning:** Millennials thrive on collaboration and social interaction. Learning platforms that facilitate group discussions, collaborative projects, and networking opportunities resonate well with this generation.
- **Real-world Relevance:** Millennials appreciate learning content that is immediately applicable to real-life situations. They value practical skills and seek education that prepares them for the workforce and addresses real-world challenges.
- **Personalized Learning Paths:** Millennials prefer personalized learning experiences that cater to their individual needs and interests. Adaptive learning technologies and personalized content recommendations align with their desire for tailored educational journeys.
- **Continuous Feedback and Assessment:** Regular and constructive feedback is essential for millennials. They appreciate ongoing assessment and feedback mechanisms that help them track progress and identify areas for improvement.
- **Purpose-driven Education:** Millennials are often driven by a sense of purpose. They seek education that aligns with their values and contributes to personal and societal well-being. Courses that emphasize social impact or sustainability may be particularly appealing.
- **Transparent Communication:** Open and transparent communication is crucial for millennials. They appreciate clear expectations, communication channels, and easily accessible information about courses, assessments, and support resources.
- **Access to Diverse Resources:** Millennials value a variety of learning resources. They prefer courses that offer a blend of text, video, podcasts, and interactive materials to cater to different learning styles and preferences.

Emphasis on Soft Skills: Soft skills, such as communication, teamwork, and problem-solving, are highly valued by millennials. Learning experiences that incorporate the development of these skills alongside technical knowledge are well-received.

- **Career Development Support:** Millennials are often focused on career advancement. They appreciate courses that provide not only academic knowledge but also practical skills and resources for career development, such as job placement assistance, industry insights, and networking opportunities.

Addressing these needs not only enhances the learning experience for millennials but also contributes to the overall effectiveness of educational programs. By understanding and adapting to the preferences of this generation, educators and institutions can better meet the expectations of today's learners.

1.10 21ST-CENTURY SKILLS AND E-LEARNING

21st-century skills are crucial in the context of e-learning, as they prepare individuals for success in today's digital and interconnected world. 21st-century learning is the accumulation of knowledge, work habits and soft skills, including digital literacy, critical thinking and problem-solving, that will help students lead successful careers in the modern workplace. Students are expected to develop skills like these while producing content for their classes. This mode of learning accounts for an increasingly digital learning landscape, where students depend on accessing information via the internet and relying on virtual classrooms for content delivery. 21st-century learning refers to developing learning, literacy and life skills as part of the classroom experience. Learning skills encompass critical thinking, creativity, collaboration and communication, which have been identified as essential for successfully adapting to modern work environments.

Here's how some key 21st-century skills align with e-learning:

- **Critical Thinking and Problem Solving:** E-learning platforms often encourage critical thinking by presenting real-world scenarios, case studies, and interactive problem-solving activities.
- **Creativity and Innovation:** Online courses can foster creativity through project-based assignments, collaborative tasks, and the use of multimedia tools for content creation.
- **Communication Skills:** E-learning promotes communication skills through discussion forums, virtual presentations, and collaborative projects, preparing learners for digital communication in professional settings.
- **Collaboration and Teamwork:** Many e-learning environments incorporate

collaborative tools, enabling learners to work together on projects, share ideas, and engage in group discussions.

- **Information Literacy:** E-learners develop information literacy skills by navigating online resources, evaluating information credibility, and properly citing sources in their assignments.
- **Digital Literacy:** E-learning inherently enhances digital literacy as learners navigate online platforms, engage with multimedia content, and utilize various digital tools for learning.
- **Adaptability and Flexibility:** E-learning, especially in a self-paced format, allows learners to adapt their study schedules, fostering adaptability and flexibility in their learning approaches.
- **Initiative and Entrepreneurship:** E-learning platforms often encourage learners to take initiative in their studies, promoting a sense of responsibility and ownership over their learning journeys.
- **Cultural Awareness:** Online courses can incorporate diverse perspectives, fostering cultural awareness through global case studies, collaborative projects, and interactions with learners from different backgrounds.
- **Resilience:** Facing challenges in the digital learning environment, such as mastering new technologies or adapting to different instructional formats, builds resilience in e-learners.
- **Technological Proficiency:** E-learning naturally enhances technological proficiency, ensuring learners are comfortable using various digital tools and platforms for communication, collaboration, and information retrieval.
- **Self-Directed Learning:** E-learning encourages self-directed learning as learners take charge of their educational journey, set goals, and manage their progress independently.
- **Continuous Learning:** E-learning aligns with the concept of continuous learning, allowing individuals to access resources, courses, and updates throughout their lives to stay relevant in their fields.
- **Data Literacy:** Understanding and interpreting data are increasingly important skills. E-learning platforms may provide opportunities for learners to engage with data analytics tools and interpret educational data.

Incorporating these 21st-century skills into e-learning experiences not only prepares individuals for the demands of the modern world but also enhances the overall effectiveness of online education.